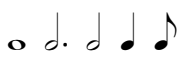
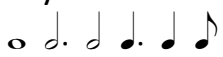


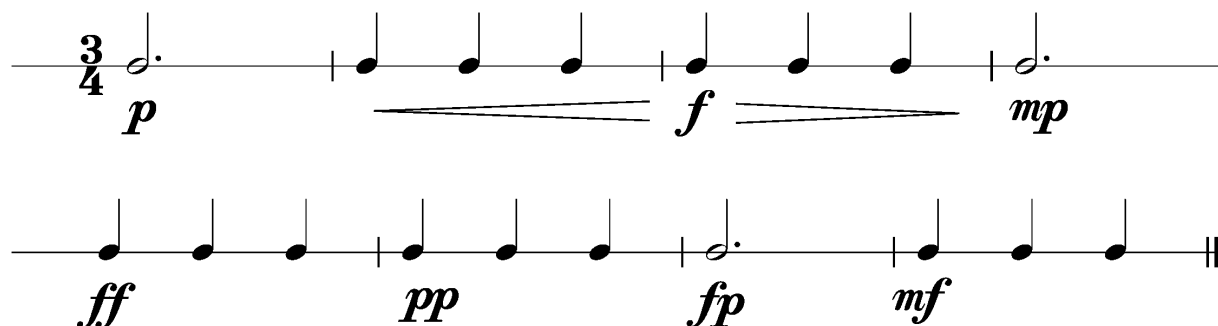
Juniordiplom 3 – Praxis für Keyboard

Anforderungen:

- Drei selbstgewählte Spielstücke: ein schnelles, ein langsames, ein frei wählbares auswendig (ca 1Min lang)
- Drei Lieder unvorbereitet ab Blatt spielen mit folgenden Notenwerten:

- Dynamikcheck ab Blatt mit:
ff, f, mf, mp, p, pp, sfp, fp cresc., decresc.
- Rhythmuscheck ab Blatt mit:

- Tonleitertraining spielen. Nimm dieses Blatt zum Vorspieltag am 13. Mai 2017 mit!

Dauer des gesamten Checks ca. 15 Minuten

Dies ist ein Beispiel eines Dynamikchecks. Am Vorspieltag erhältst du einen ähnlichen Check (spielen, klatschen oder sprechen).



The image shows two staves of musical notation for a dynamics check exercise in 3/4 time. The first staff starts with a half note on a middle line, marked *p*. This is followed by a quarter note on a space, a quarter note on a line, and a quarter note on a space, all marked *f*. A wedge indicates a crescendo leading to a quarter note on a line marked *mp*. The second staff starts with a quarter note on a space marked *ff*, followed by a quarter note on a line marked *pp*, a quarter note on a space marked *fp*, and a quarter note on a line marked *mf*. The exercise ends with a double bar line.

Tonleitertraining 3

Musical notation for Tonleitertraining 3, consisting of two staves in G major, 4/4 time. The first staff shows an ascending scale with fingerings 1, 3, 1, 5, 5 and a descending scale with fingerings 1, 3. The second staff shows an ascending scale with fingerings 1, 3, 2, 4, 3, 5, 2, 4 and a descending scale.

Tonleitertraining 4

Musical notation for Tonleitertraining 4, consisting of two staves in G major, 4/4 time. Both staves show an ascending scale followed by a descending scale.

Tonleitertraining 5

Musical notation for Tonleitertraining 5, consisting of two staves in G major, 4/4 time. The first staff has chords C, F, Dm, G above notes. The second staff has chords Am, G7, C, C above notes.