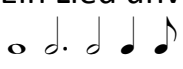
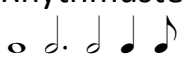


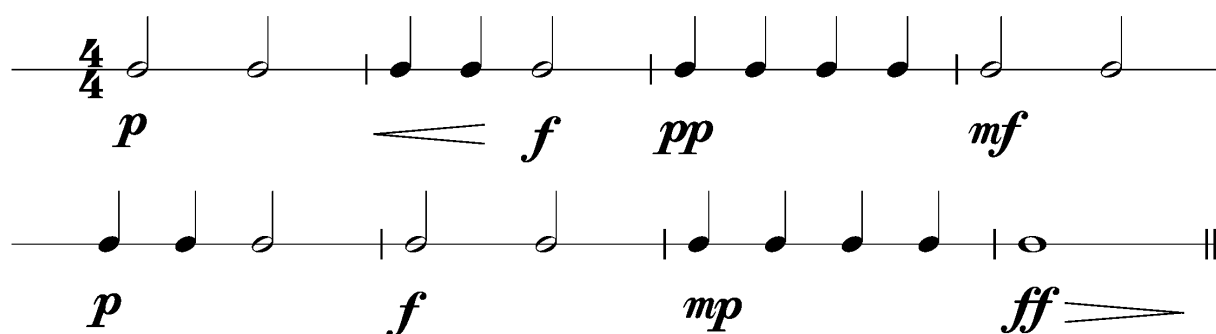
Juniordiplom 2 – Praxis für Waldhorn

Anforderungen:

- Drei selbstgewählte Spielstücke: ein schnelles, ein langsames, ein frei wählbares
- Ein Lied unvorbereitet ab Blatt spielen mit folgenden Notenwerten:

- Dynamikcheck ab Blatt mit:
ff, f, mf, mp, p, pp, cresc., decresc.
- Rhythmustest ab Blatt mit:

- Tonleitertraining spielen. Nimm dieses Blatt zum Vorspieltag am 13. Mai 2017 mit!

Dauer des gesamten Checks ca. 10 Minuten

Dies ist ein Beispiel eines Dynamikchecks. Am Vorspieltag erhältst du einen ähnlichen Check (spielen, klatschen oder sprechen).



The image shows two staves of musical notation in 4/4 time, illustrating a dynamic check exercise. The first staff contains four measures: the first measure has a half note with dynamic *p*; the second measure has two quarter notes with dynamic *f* and a wedge-shaped decrescendo hairpin; the third measure has four eighth notes with dynamic *pp*; the fourth measure has a half note with dynamic *mf*. The second staff contains four measures: the first measure has a half note with dynamic *p*; the second measure has a half note with dynamic *f*; the third measure has four eighth notes with dynamic *mp*; the fourth measure has a whole note with dynamic *ff* and a wedge-shaped crescendo hairpin.

Dies sind zwei Beispiele eines Rhythmuschecks. Am Vorspieltag erhältst du einen ähnlichen Check (spielen, klatschen oder sprechen).

The image shows two examples of rhythm checks. The first example is in 4/4 time and consists of two lines of music. The first line has a quarter note, followed by two eighth notes, then a quarter note, a quarter rest, and a half note. The second line has a half note, a quarter rest, a quarter note, a quarter rest, two eighth notes, a quarter note, two eighth notes, a quarter note, and a half note. The second example is in 3/4 time and also consists of two lines. The first line has a quarter note, two eighth notes, a quarter note, a quarter note, a quarter note, two eighth notes, a quarter note, a quarter rest, and a quarter rest. The second line has a quarter note, two eighth notes, a quarter note, a quarter note, two eighth notes, a quarter note, two eighth notes, a quarter note, a quarter rest, and a quarter note.

Die Tonleitertrainings 1 bis 3 kannst du üben, da du diese am Vorspieltag vorspielen musst.

Tonleitertraining 1

The image shows four staves of a scale exercise in 4/4 time. Each staff contains a scale of eighth notes. The first staff starts on C4 and goes up to G4, then down to C4. The second staff starts on D4 and goes up to A4, then down to D4. The third staff starts on E4 and goes up to B4, then down to E4. The fourth staff starts on F4 and goes up to C5, then down to F4. Each staff has a treble clef and a 4/4 time signature.

Das Tonleitertraining 2

Four staves of music in G major (one sharp) and 4/4 time. Each staff contains two measures of eighth-note scales. The first staff shows an ascending scale from G4 to G5. The second staff shows a descending scale from G5 to G4. The third staff shows an ascending scale from G4 to G5. The fourth staff shows a descending scale from G5 to G4. The piece concludes with a double bar line.

Das Tonleitertraining 3

Four staves of music in B minor (two flats) and 4/4 time. Each staff contains two measures of eighth-note scales. The first staff shows an ascending scale from B3 to B4. The second staff shows a descending scale from B4 to B3. The third staff shows an ascending scale from B3 to B4. The fourth staff shows a descending scale from B4 to B3. The piece concludes with a double bar line.